

# Solid Brass Pull Handle Round Profile - Diamond Knurled

Make a statement with your entrance hardware.


8356..... 600mm Pull Handle

## Specs

- > Constructed from solid brass
- > Fixings included to suit both glass and timber doors in a range of thicknesses:
  - Back-to-Back pairs – Suits door thickness 10mm – 60mm
  - Rear Fix – Suits door thickness 10mm – 70mm
  - Face Fix – Suits any door thickness

*Note: longer screws can be requested for thicker doors.*
- > Suitable for interior and exterior use (advise application on order)

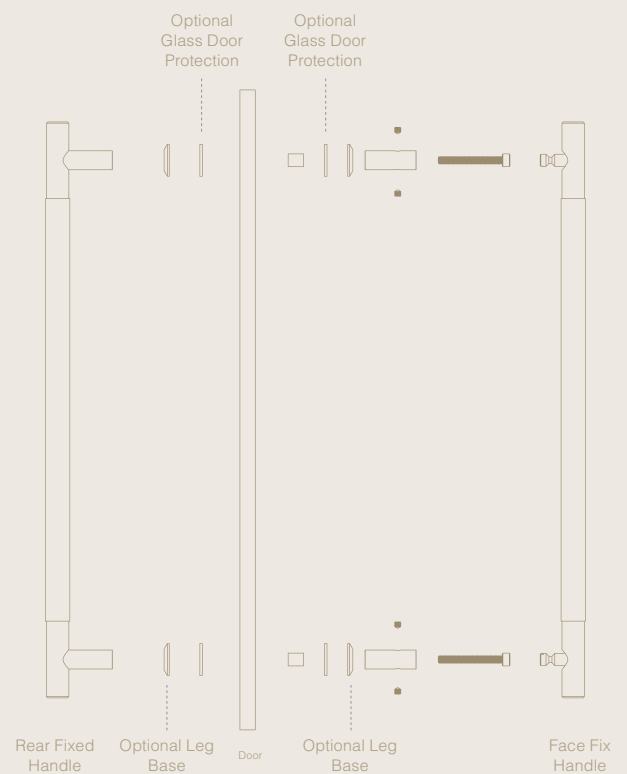
## Dimensions



# Solid Brass Pull Handles



## Installation




# Solid Brass Pull Handle Round Profile - Diamond Knurled

# Solid Brass Pull Handles


## Finishes

### Stocked




**BN**

Brushed Nickel




**BLK**

Matt Black



**GN**


Graphite Nickel



**MSB**

Matt Satin Brass

### Living



**DRB**

Dark Roman Brass



**RB**

Roman Brass

To view this handle style in each finish option, visit our [website](#) and enter any product code listed on page 1 of this document.

## Care & Maintenance

### Living Finishes

The living finishes will naturally patina over time with general use. As with all living and aging finishes, it is recommended to clean the surface periodically with a damp soapy cloth to remove any build up of dust and grime that may cause corrosion and affect the integrity of the finish.

Unlacquered Brass can be further protected by using the Windsor wax polish occasionally, rubbing this lightly over the surface will provide a layer of protection for extended finish longevity.

Oil Rubbed Bronze, Roman Brass and Dark Roman Brass can be preserved by gently applying a thin oil layer to the surface from time to time. Wipe a thin layer of olive oil (or similar) over the handle then with a clean cloth wipe again to remove any excess on the surface.

### Lacquered Finishes

The finishes with a lacquer are recommended to be kept free of dust and grime to prevent any chance of these particles affecting the integrity of the lacquer and potentially causing breakdown or discolouration. We suggest these are wiped and cleaned periodically using a mild window cleaner and damp cloth.

Gloss Lacquered finishes may get some light surface scratches appearing with normal wear and tear, for this we recommend using the Windsor wax polish occasionally, rubbing this lightly over the affected area to will provide a layer of protection for extended finish longevity.

We do not recommend Lacquered Finishes to be used externally as if badly scratched or damaged tarnishing can occur.