

**Windsor**  
ARCHITECTURAL HARDWARE



# Hardware Collection

Edition 4



# CONTENTS

|   |   |   |
|---|---|---|
| — | — | — |
| — | — | — |
| — | — | — |
| — | — | — |

It's the finer details that make a home,  
make yours with the Windsor touch.

# then & now

From the warm embrace of the Hickmott family home you can see the luminescent glow from the backyard shed. Home is where the heart is – and backyards are where dreams become reality.

As daylight fades to dusk, and dusk to evening, the light continues to shine. Inside, hours and hours of creating, adjusting and tinkering are bringing to life an engineer's long-held vision.

Windsor is a company founded on innovation. The Kiwi can-do spirit is fundamental to the core business; from the very beginning, Windsor sought to go beyond what had already been mastered.

From humble beginnings in the backyard shed in 1984 to now, the Windsor story is one of family, craftsmanship and determination.

The backyard shed became an industrial premises, lacquering door knobs in the living room became a commercial spray booth and hand finishing handles in 20L buckets became a formal bronzing line.

What started as a vision has today become a significant player in the Australasian market specialising in bespoke hardware products for residential homes.





## bespoke hand finishes

Our signature collection of bespoke hand finishes has been honed over decades of perfecting its true artisan form.

They've always been a labour of love which began with dipping cabinet knobs in 20 litre buckets in the backyard to apply a lacquer and curing them in the family living room. Over time processes were refined, trends evolved and our collection grew.

Our hardware is forged and machined using the finest quality solid brass arriving at Windsor in a natural, raw state — a blank canvas ready to take on a new look.

To create the different finishes, we use a variety of metal treatments, then the finish is relieved-back by hand by our team of specialist craftspeople.

Some finishes are left in their natural state to age gracefully over time, these are our living finishes, others are coated with a resin lacquer to protect the colour and provide either a high gloss or matt finish, these are our lacquered finishes.

Door accessories, window hardware and pull handles are batch processed for precise colour coordination.

*From our hands, to yours.*



## ITALIAN

Everyone has their own curated collection of life's little luxuries.

The taste of a fine wine, scent of your favourite perfume or feel of Egyptian cotton sheets.

Let the distinct touch of solid brass door handles become one of them.

Make every door you open a little more special.

# charleston



The perpendicular cylindrical shapes evoke balance and harmony. Inspired by industrial detailing of metropolitan construction, a modern and sophisticated accent for any home.

- |   |   |  |
|---|---|--|
| <p><b>Small Rose</b><br/>52mm Ø rose<br/><i>Shown in OR*</i></p> <ul style="list-style-type: none"> <li>8201 ..... Lever Set</li> <li>8201D ..... Dummy Lever</li> <li>8202 ..... Passage Set</li> <li>8207 ..... Privacy Set</li> <li>8209 ..... E85 Entrance Set</li> </ul> | <p><b>Large Rose</b><br/>64mm Ø rose<br/><i>Shown in BN*</i></p> <ul style="list-style-type: none"> <li>8206 ..... Lever Set</li> <li>&gt; Large rose option ideal for retro-fit</li> </ul> | <p><b>Square Longplate</b><br/>265mm x 42mm x 10mm plate<br/><i>Shown in USB*</i></p> <ul style="list-style-type: none"> <li>8205 ..... Blank (pic)</li> <li>8205L ..... Standard Keyhole</li> <li>8205LD ..... Dummy Lever - LH</li> <li>8205RD ..... Dummy Lever - RH</li> <li>8205-E48 ..... Euro Keyhole</li> <li>8205-E85 ..... Euro Keyhole</li> <li>8271 ..... Passage Set</li> <li>8272 ..... Privacy Set</li> <li>8273 ..... E48 Entrance Set</li> <li>8274 ..... E85 Entrance Set</li> </ul> |
|---|---|--|

# chalet



Crisp and clean lines, with a distinctively European feel. An effortlessly stylish and slim design with radiused edges where a minimalistic look is desired.

- |   |  |   |
|---|--|---|
| <p><b>Small Rose</b><br/>52mm Ø rose<br/><i>Shown in NB*</i></p> <ul style="list-style-type: none"> <li>8211 ..... Lever Set</li> <li>8211D ..... Dummy Lever</li> <li>8212 ..... Passage Set</li> <li>8217 ..... Privacy Set</li> <li>8219 ..... E85 Entrance Set</li> </ul> | <p><b>Large Rose</b><br/>64mm Ø rose<br/><i>Shown in RLB*</i></p> <ul style="list-style-type: none"> <li>8216 ..... Lever Set</li> <li>&gt; Large rose option ideal for retro-fit</li> </ul> | <p><b>Square Longplate</b><br/>265mm x 42mm x 10mm plate<br/><i>Shown in RB*</i></p> <ul style="list-style-type: none"> <li>8215 ..... Blank (pic)</li> <li>8215L ..... Standard Keyhole</li> <li>8215LD ..... Dummy Lever - LH</li> <li>8215RD ..... Dummy Lever - RH</li> <li>8215-E48 ..... Euro Keyhole</li> <li>8215-E85 ..... Euro Keyhole</li> <li>8297 ..... Passage Set</li> <li>8298 ..... Privacy Set</li> <li>8299 ..... E48 Entrance Set</li> <li>8300 ..... E85 Entrance Set</li> </ul> |
|---|--|---|



Stocked Finishes - 7 day production and delivery lead time | Special Finishes - 21 day production and delivery lead time

# federal



The solid surfaces of the lever join the rose or longplate with contoured detailing. Pronounced accents make a bold statement that confidently blends colonial and Italian style.

- Small Rose**  
52mm Ø rose  
Shown in BHB\*
- 8221.....Lever Set
  - 8221D.....Dummy Lever
  - 8222.....Passage Set
  - 8227.....Privacy Set
  - 8229.....E85 Entrance Set

- Large Rose**  
64mm Ø rose  
Shown in MSB\*
- 8226.....Lever Set
  - > Large rose option ideal for retro-fit

- Square Longplate**  
265mm x 42mm x 10mm plate  
Shown in DRB\*
- 8225.....Blank (pic)
  - 8225L.....Standard Keyhole
  - 8225LD.....Dummy Lever - LH
  - 8225RD.....Dummy Lever - RH
  - 8225-E48.....Euro Keyhole
  - 8225-E85.....Euro Keyhole
  - 8275.....Passage Set
  - 8276.....Privacy Set
  - 8277.....E48 Entrance Set
  - 8288.....E85 Entrance Set

# villa



The traditional markings are responsive to our cultural and architectural heritage, and combine perfectly with neoclassical design.

- Small Rose**  
52mm Ø rose  
Shown in SC\*
- 8231.....Lever Set
  - 8231D.....Dummy Lever
  - 8232.....Passage Set
  - 8237.....Privacy Set
  - 8239.....E85 Entrance Set

- Large Rose**  
64mm Ø rose  
Shown in NB\*
- 8236.....Lever Set
  - > Large rose option ideal for retro-fit

- Oval Longplate**  
255mm x 42mm x 10mm plate  
Shown in PB\*
- 8233.....Blank (pic)
  - 8233L.....Standard Keyhole
  - 8233LD.....Dummy Lever - LH
  - 8233RD.....Dummy Lever - RH
  - 8233-E48.....Euro Keyhole
  - 8233-E85.....Euro Keyhole
  - 8289.....Passage Set
  - 8290.....Privacy Set
  - 8291.....E48 Entrance Set
  - 8292.....E85 Entrance Set

- Traditional Longplate**  
255mm x 50mm x 10mm plate  
Shown in OR\*
- 8234.....Blank (pic)
  - 8234L.....Standard Keyhole
  - 8234LD.....Dummy Lever - LH
  - 8234RD.....Dummy Lever - RH
  - 8234-E48.....Euro Keyhole
  - 8234-E85.....Euro Keyhole
  - 8293.....Passage Set
  - 8294.....Privacy Set
  - 8295.....E48 Entrance Set
  - 8296.....E85 Entrance Set



Stocked Finishes - 7 day production and delivery lead time Special Finishes - 21 day production and delivery lead time

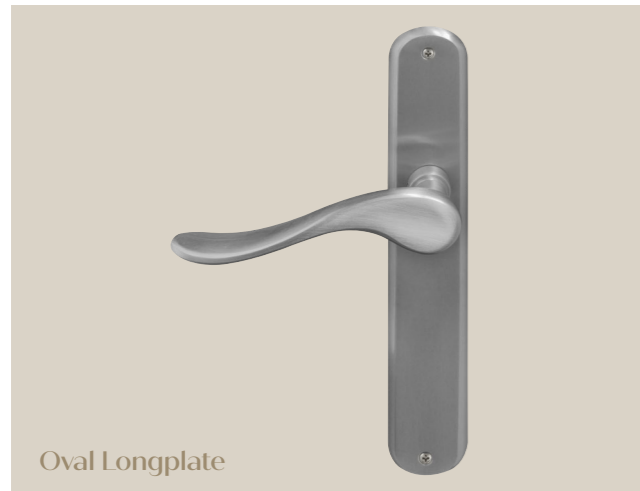
# haven



Small Rose



Large Rose



Oval Longplate



Square Longplate



Traditional Longplate

Classic elegance meets modern aesthetics expressed by a graceful curvature that follows the contour of your hand. Reminiscent of a wing, the changing shapes forge a luminous glow.

|   |  |   |   |
|---|--|---|---|
| <p><b>Small Rose</b><br/>52mm Ø rose<br/>Shown in RB*</p> <p><b>8167</b>.....Lever Set<br/><b>8167LD</b>...Dummy Lever - LH<br/><b>8167RD</b>...Dummy Lever - RH<br/><b>8240</b>.....Passage Set<br/><b>8241</b>.....Privacy Set<br/><b>8243</b>.....E85 Entrance Set</p> <p><b>Large Rose</b><br/>64mm Ø rose<br/>Shown in RLB*</p> <p><b>8196</b>.....Lever Set</p> <p>&gt; Large rose option ideal for retro-fit</p> | <p><b>Square Longplate</b><br/>265mm x 42mm x 10mm plate<br/>Shown in DRB*</p> <p><b>8194</b>.....Blank (pic)<br/><b>8194L</b>.....Standard Keyhole<br/><b>8194LD</b>.....Dummy Lever - LH<br/><b>8194RD</b>.....Dummy Lever - RH<br/><b>8194-E48</b>..Euro Keyhole<br/><b>8194-E85</b>..Euro Keyhole</p> <p><b>8244</b>.....Passage Set<br/><b>8245</b>.....Privacy Set<br/><b>8246</b>.....E48 Entrance Set<br/><b>8247</b>.....E85 Entrance Set</p> | <p><b>Oval Longplate</b><br/>255mm x 42mm x 10mm plate<br/>Shown in SC*</p> <p><b>8168</b>.....Blank (pic)<br/><b>8168L</b>.....Standard Keyhole<br/><b>8168LD</b>.....Dummy Lever - LH<br/><b>8168RD</b>.....Dummy Lever - RH<br/><b>8168-E48</b>..Euro Keyhole<br/><b>8168-E85</b>..Euro Keyhole</p> <p><b>8248</b>.....Passage Set<br/><b>8249</b>.....Privacy Set<br/><b>8250</b>.....E48 Entrance Set<br/><b>8251</b>.....E85 Entrance Set</p> | <p><b>Traditional Longplate</b><br/>255mm x 50mm x 10mm plate<br/>Shown in BHB*</p> <p><b>8169</b>.....Blank (pic)<br/><b>8169L</b>.....Standard Keyhole<br/><b>8169LD</b>.....Dummy Lever - LH<br/><b>8169RD</b>.....Dummy Lever - RH<br/><b>8169-E48</b>..Euro Keyhole<br/><b>8169-E85</b>..Euro Keyhole</p> <p><b>8252</b>.....Passage Set<br/><b>8253</b>.....Privacy Set<br/><b>8254</b>.....E48 Entrance Set<br/><b>8255</b>.....E85 Entrance Set</p> |
|---|--|---|---|

# hermitage



Small Rose



Large Rose



Oval Longplate



Square Longplate



Traditional Longplate

Radiant and striking, the Hermitage is furnished to inspire. Characterised by refined artistic shapes, the sculptural forms add glamorous and dramatic personality to your interior.

|  |   |  |   |
|--|---|--|---|
| <p><b>Small Rose</b><br/>52mm Ø rose<br/>Shown in UB*</p> <p><b>8170</b>.....Lever Set<br/><b>8170LD</b>...Dummy Lever - LH<br/><b>8170RD</b>...Dummy Lever - RH<br/><b>8256</b>.....Passage Set<br/><b>8257</b>.....Privacy Set<br/><b>8259</b>.....E85 Entrance Set</p> <p><b>Large Rose</b><br/>64mm Ø rose<br/>Shown in NB*</p> <p><b>8197</b>.....Lever Set</p> <p>&gt; Large rose option ideal for retro-fit</p> | <p><b>Square Longplate</b><br/>265mm x 42mm x 10mm plate<br/>Shown in AB*</p> <p><b>8195</b>.....Blank (pic)<br/><b>8195L</b>.....Standard Keyhole<br/><b>8195LD</b>.....Dummy Lever - LH<br/><b>8195RD</b>.....Dummy Lever - RH<br/><b>8195-E48</b>..Euro Keyhole<br/><b>8195-E85</b>..Euro Keyhole</p> <p><b>8260</b>.....Passage Set<br/><b>8261</b>.....Privacy Set<br/><b>8262</b>.....E48 Entrance Set<br/><b>8263</b>.....E85 Entrance Set</p> | <p><b>Oval Longplate</b><br/>255mm x 42mm x 10mm plate<br/>Shown in BHB*</p> <p><b>8171</b>.....Blank (pic)<br/><b>8171L</b>.....Standard Keyhole<br/><b>8171LD</b>.....Dummy Lever - LH<br/><b>8171RD</b>.....Dummy Lever - RH<br/><b>8171-E48</b>..Euro Keyhole<br/><b>8171-E85</b>..Euro Keyhole</p> <p><b>8264</b>.....Passage Set<br/><b>8265</b>.....Privacy Set<br/><b>8266</b>.....E48 Entrance Set<br/><b>8267</b>.....E85 Entrance Set</p> | <p><b>Traditional Longplate</b><br/>255mm x 50mm x 10mm plate<br/>Shown in USB*</p> <p><b>8172</b>.....Blank (pic)<br/><b>8172L</b>.....Standard Keyhole<br/><b>8172LD</b>.....Dummy Lever - LH<br/><b>8172RD</b>.....Dummy Lever - RH<br/><b>8172-E48</b>..Euro Keyhole<br/><b>8172-E85</b>..Euro Keyhole</p> <p><b>8268</b>.....Passage Set<br/><b>8269</b>.....Privacy Set<br/><b>8270</b>.....E48 Entrance Set<br/><b>8230</b>.....E85 Entrance Set</p> |
|--|---|--|---|



Stocked Finishes - 7 day production and delivery lead time Special Finishes - 21 day production and delivery lead time





# NIDO


A diamond in the rough.

Sleek edges embellished with raw texture offer a sensory experience.

Simplicity and complexity unite in a harmonious fusion.

A natural evolution of industrial elegance.

# verge



Inspired by industrial pipe systems with a dominant T-bar intersection of the neck to lever expanding into a barrel feature etched in diamond knurling.

- Rose**  
56mmØ x 7mm rose  
*Shown in GN and BN\**
- 8431 .....Lever Set - Knurled
  - 8431D .....Dummy Lever - Knurled
  - 8432 .....Passage Set - Knurled
  - 8435 .....Privacy Set - Knurled
  - 8434 .....Entrance Set - Knurled

- Longplate**  
230mm x 40mm x 6mm plate  
*Shown in DRB and MSB\**
- 8433 .....Lever Set - Knurled
  - 8433LD .....Dummy Lever - LH - Knurled
  - 8433RD .....Dummy Lever - RH - Knurled
  - 8433-E85 .....Lever on Longplate - Knurled - Euro 85mm
  - 8437 .....Passage Set - Knurled
  - 8438 .....Privacy Set - Knurled
  - 8436 .....Entrance Set - Knurled

# linear



The fluid lines and organic curves morph into any home décor and design with the change of a finish. Knurling is stripped back to reveal the natural contours of the lever.

- Rose**  
56mmØ x 7mm rose  
*Shown in RB and GN\**
- 8421 .....Lever Set
  - 8421D .....Dummy Lever
  - 8422 .....Passage Set
  - 8425 .....Privacy Set
  - 8424 .....Entrance Set

- Longplate**  
230mm x 40mm x 6mm plate  
*Shown in BLK and BN\**
- 8423 .....Lever Set
  - 8423LD .....Dummy Lever - LH
  - 8423RD .....Dummy Lever - RH
  - 8423-E85 .....Lever on Longplate - Euro 85mm
  - 8427 .....Passage Set
  - 8428 .....Privacy Set
  - 8426 .....Entrance Set



Stocked Finishes - 7 day production and delivery lead time Special Finishes - 21 day production and delivery lead time

# lumina



Rose



Rose



Longplate



Longplate

The juxtaposition of modern vs. timeworn makes for a layered and textured statement. Bold hues are saved for the small details with the diamond knurling embellishing.

Rose  
56mmØ x 7mm rose  
Shown in BN and MSB\*

- 8411 .....Lever Set - Knurled
- 8411D .....Dummy Lever - Knurled
- 8212 .....Passage Set - Knurled
- 8415 .....Privacy Set - Knurled
- 8414 .....Entrance Set - Knurled

Longplate  
230mm x 40mm x 6mm plate  
Shown in BLK and RB\*

- 8413 .....Lever Set - Knurled
- 8413LD .....Dummy Lever - LH - Knurled
- 8413RD .....Dummy Lever - RH - Knurled
- 8413-E85 .....Lever on Longplate - Knurled - Euro 85mm
- 8417 .....Passage Set - Knurled
- 8418 .....Privacy Set - Knurled
- 8416 .....Entrance Set - Knurled

# sona



Rose



Rose



Longplate



Longplate

This design employs flowing, curvilinear forms of the lever and a clean smooth barrel tailored to your hand. The strong angles of the perpendicular neck and straight horizontal lines contrast the radiused edges.

Rose  
56mmØ x 7mm rose  
Shown in DRB and BN\*

- 8401 .....Lever Set
- 8401D .....Dummy Lever
- 8402 .....Passage Set
- 8405 .....Privacy Set
- 8404 .....Entrance Set

Longplate  
230mm x 40mm x 6mm plate  
Shown in GN and MSB\*

- 8403 .....Lever Set
- 8403LD .....Dummy Lever - LH
- 8403RD .....Dummy Lever - RH
- 8403-E85 .....Lever on Longplate - Euro 85mm
- 8407 .....Passage Set
- 8408 .....Privacy Set
- 8406 .....Entrance Set

Finishes:  
BLK BN GN MSB DRB RB

Stocked Finishes - 7 day production and delivery lead time Special Finishes - 21 day production and delivery lead time


# modella




Rose



Rose



Longplate



Longplate

A subtly bold lever with soft curves, yet amplified profile. The sleek symmetry of the oval outline provides a timeless contour to suit any décor.

**Rose**  
56mm Ø x 7mm rose  
5mm spindle  
*Shown in BLK and GN\**

- 8441.....Lever Set
- 8441D.....Dummy Lever
- 8442.....Passage Set
- 8445.....Privacy Set
- 8444.....Entrance Set

**Longplate**  
230mm x 40mm x 6mm plate  
*Shown in RB and BN\**

- 8443.....Lever Set
- 8443LD.....Dummy Lever - LH
- 8443RD.....Dummy Lever - RH
- 8443-E85.....Lever on Longplate - Euro 85mm
- 8447.....Passage Set
- 8448.....Privacy Set
- 8446.....Entrance Set

# accessories



Turn & Escape on Rose

56mm Ø x 7mm roses  
5mm spindle  
*Shown in GN*

- 8408.....Turn & Escape - Non-knurled
- 8409.....Turn & Escape - Knurled



Double Turn on Rose

56mm Ø x 7mm roses  
5mm spindle  
*Shown in BN*

- 8460.....Double Turn - Non-knurled
- 8461.....Double Turn - Knurled



Escutcheons

56mm Ø x 7mm  
*Shown in MSB*

- 8420.....Euro pair



Privacy Sets

57mm b/s bolt  
56mm Ø x 7mm roses  
5mm spindle  
*Shown in BLK*

- 8400.....Privacy Set - Non-knurled

57mm b/s bolt  
56mm Ø x 7mm roses  
5mm spindle  
*Shown in GN*

- 8410.....Privacy Set - Knurled



Double Turn Lock Kit

57mm b/s bolt  
56mm Ø x 7mm roses  
5mm spindle  
*Shown in MSB*

- 1551.....Double Turn Lock Kit - Knurled

57mm b/s bolt  
56mm Ø x 7mm roses  
5mm spindle  
*Shown in RB*


- 1550.....Double Turn Lock Kit - Non-Knurled

Finishes:



Stocked Finishes - 7 day production and delivery lead time

Special Finishes - 21 day production and delivery lead time



# entrance hardware

First impressions are just as important when it comes to your front door – make a statement with your entrance hardware and set the scene of luxury as it weaves through the rest of your home.

This collection of pull handles is constructed from solid brass and hand finished.



Round Profile

| code        | mm o/a | mm crs | mm bar | mm pj |
|-------------|--------|--------|--------|-------|
| <b>8190</b> | 300    | 210    | 19     | 52    |
| <b>8191</b> | 400    | 300    | 19     | 52    |


*Shown in USB*



Square Profile

| code        | mm o/a | mm crs | mm bar  | mm pj |
|-------------|--------|--------|---------|-------|
| <b>8192</b> | 300    | 210    | 17 x 17 | 53    |

*Shown in RB*



Square Profile

| code        | mm o/a | mm crs | mm bar  | mm pj |
|-------------|--------|--------|---------|-------|
| <b>8193</b> | 235    | 210    | 25 x 25 | 42    |

*Shown in OR*



NZ Made Artisan

Milford

| code        | mm o/a | mm crs | mm bar | mm pj |
|-------------|--------|--------|--------|-------|
| <b>8331</b> | 400    | 340    | 25     | 65    |
| <b>8337</b> | 600    | 540    | 25     | 65    |

*Shown in MSB*



NZ Made Artisan

Kepler

| code        | mm o/a | mm crs | mm bar  | mm pj |
|-------------|--------|--------|---------|-------|
| <b>8336</b> | 400    | 375    | 25 x 12 | 53    |
| <b>8337</b> | 600    | 575    | 25 x 12 | 53    |

*Shown in BHB*



NZ Made Artisan

Tasman

| code        | mm o/a | mm crs | mm bar  | mm pj |
|-------------|--------|--------|---------|-------|
| <b>8341</b> | 400    | 375    | 25 x 12 | 53    |
| <b>8342</b> | 600    | 575    | 25 x 12 | 53    |

*Shown in DRB*

Finishes:



Special Finishes - 21 day production and delivery lead time

These styles can also be custom made to any length up to 800mm for all finishes. For lengths above 800mm please enquire for available finish options and lead times.

Recommend pairing with 1183 Pull Handle Double Turn Lock Round 60mm backset or use with 1551 NIDO Lock Kit.

# entrance accessories



**Euro 85 Lock**

**1402** 45mm b/s, 71mm c/s  
**1403** 60mm b/s, 86mm c/s

- > Suitable for thru-fixing
- > Features two stage bolt throw
- > 20mm throw length

*Shown in NB*

Finishes:

**PB** **AB** **BHB** **DRB** **MSB** **NB** **OR** **RB** **UB** **USB**



**Euro 85 Lock**

**1143** 60mm b/s, 86mm c/s

- > Suitable for thru-fixing
- > Features two stage bolt throw
- > 20mm throw length

*Shown in BLK*

Finishes:

**BLK** **GN** **SS** **PC**



**Euro 48 Lock**

**1114** 45mm b/s, 66mm c/s  
**1115** 57mm b/s, 78mm c/s  
**1169** Lock Kit (Rebated) 1114+1105+1148  
**1170** Lock Kit, 1115+1148

- > Suitable for thru-fixing
- > High security lock
- > Easi-T quick reversal system for latch

*Shown in AB*

Finishes:

**PB** **SS** **AB** **BHB** **DRB** **MSB** **NB** **OR** **PC** **RB** **UB** **USB**



**Deadbolt**

**1130** 45mm b/s, 66mm c/s  
**1135** 57mm b/s, 78mm c/s

- > Use with Euro Profile Cylinder and Escutcheons

*Shown in PB*

Finishes:

**PB** **SS** **AB** **BHB** **BLK** **DRB** **MSB** **NB** **OR** **PC** **RB** **UB** **USB**



**Heavy Duty Roller Lock**

**1139** 45mm b/s, 65mm c/s  
**1140** 57mm b/s, 76mm c/s

- > Adjustable roller

*Shown in RB*

Finishes:

**PB** **SS** **AB** **BHB** **DRB** **MSB** **NB** **OR** **PC** **RB** **UB** **USB**



**Heavy Duty Roller Catch**

**1195** 67mm b/s, 62mm c/s

- > Adjustable roller

*Shown in SS*

Finishes:

**SS** **PC**



**Double Cylinder**

**1121** 5 pin, 60mm  
**1147** 5 pin, 70mm  
 (Both not available in GN)

*Shown in BHB*

Finishes:

**BLK** **BN** **GN** **PB** **SC** **AB** **BHB** **DRB** **MSB** **NB** **OR** **PC** **RB** **UB** **USB**



**Cylinder Turn**

**1122** 5 pin, 60mm  
**1148** 5 pin, 70mm

*Shown in DRB*



**Double Cylinder**

**1222** 5 pin, 80mm

*Shown in SC*

Finishes:

**BN** **PB** **SC** **AB** **BHB** **DRB** **MSB** **NB** **OR** **PC** **RB** **UB** **USB**



**Cylinder Turn**

**1223** 5 pin, 80mm

*Shown in AB*



**Single Cylinder Key**

**1133** 5 pin, 30mm  
**1199** 5 pin, 35mm

*Shown in USB*

Finishes:


**BN** **SC** **AB** **BHB** **BLK** **DRB** **MSB** **NB** **OR** **PB** **PC** **RB** **UB** **USB**



**Single Cylinder Turn**

**1134** 5 pin, 30mm  
**1200** 35mm

*Shown in RB*



**Escutcheons**

**8189** Euro pair  
 50mmØ x 8mm

*Shown in OR*

Finishes:

**BN** **PB** **SC** **AB** **BHB** **DRB** **MSB** **NB** **OR** **PC** **RB** **RLB** **UB** **USB**



**Door Viewer**

**5243** 180° Door Viewer

- > Suits 34mm – 52mm doors

*Shown in USB*

Finishes:

**BN** **PB** **SC** **AB** **BHB** **DRB** **MSB** **NB** **OR** **PC** **RB** **UB** **USB**

smart  
entry

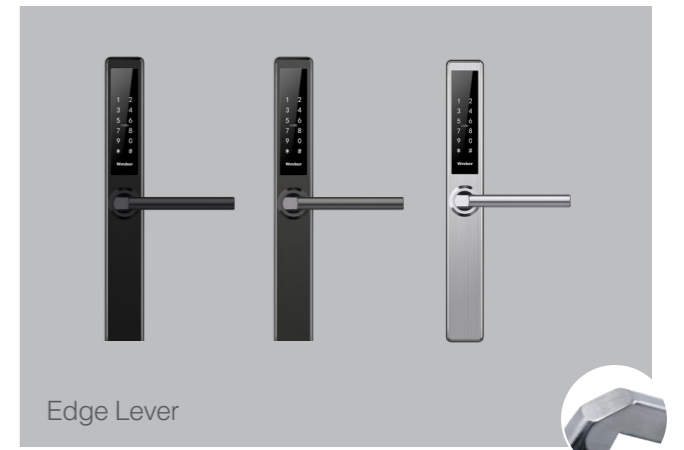


It's time to make the conversion to keyless entry with the Windsor Smart Entry range. With five different locking options including Wi-Fi (via bridge) and Bluetooth, you'll never need to scramble for your keys again. The perfect solution for your home, holiday house or Airbnb. Multiple user pin-codes (including temporary codes) can be programmed and easily sent with a simple text message.



Phoenix Lever

| Code    | Kit                          | Lock                 |
|---------|------------------------------|----------------------|
| 1501    | Lever Set                    | Mortice not included |
| 1501-30 | Lever Set incl. Mortice Lock | 30mm b/s             |
| 1501-35 | Lever Set incl. Mortice Lock | 35mm b/s             |
| 1501-45 | Lever Set incl. Mortice Lock | 45mm b/s             |
| 1501-60 | Lever Set incl. Mortice Lock | 60mm b/s             |



Edge Lever

| Code    | Kit                          | Lock                 |
|---------|------------------------------|----------------------|
| 1513    | Lever Set                    | Mortice not included |
| 1513-30 | Lever Set incl. Mortice Lock | 30mm b/s             |
| 1513-35 | Lever Set incl. Mortice Lock | 35mm b/s             |
| 1513-45 | Lever Set incl. Mortice Lock | 45mm b/s             |
| 1513-60 | Lever Set incl. Mortice Lock | 60mm b/s             |



Phoenix Mini Lever

| Code    | Kit                               | Lock                 |
|---------|-----------------------------------|----------------------|
| 1512    | Mini Lever Set                    | Mortice not included |
| 1512-30 | Mini Lever Set incl. Mortice Lock | 30mm b/s             |
| 1512-35 | Mini Lever Set incl. Mortice Lock | 35mm b/s             |
| 1512-45 | Mini Lever Set incl. Mortice Lock | 45mm b/s             |
| 1512-60 | Mini Lever Set incl. Mortice Lock | 60mm b/s             |

1512-S35 Sliding Set incl. Mortice Lock 35mm b/s  
Mini Lever ideal for use with Pull Handles. Retrofit plates available to cover Double Turn Lock Kit marks.



Edge Mini Lever

| Code    | Kit                               | Lock                 |
|---------|-----------------------------------|----------------------|
| 1511    | Mini Lever Set                    | Mortice not included |
| 1511-30 | Mini Lever Set incl. Mortice Lock | 30mm b/s             |
| 1511-35 | Mini Lever Set incl. Mortice Lock | 35mm b/s             |
| 1511-45 | Mini Lever Set incl. Mortice Lock | 45mm b/s             |
| 1511-60 | Mini Lever Set incl. Mortice Lock | 60mm b/s             |

1511-S35 Sliding Set incl. Mortice Lock 35mm b/s  
Edge lever is ideal for use on ultra narrow stiles.

Finishes:



Bluetooth



Card



Code



Key



Wi-Fi\*

\*Windsor Wi-Fi Bridge sold separately

Stocked Finishes - 7 day production and delivery lead time Special Finishes - 21 day production and delivery lead time



# door accessories



Floor Mount Doorstop

**5256**  
38mm x 38mm  
Shown in BHB

Finishes:



Concealed Skirting Fix Doorstop

**5240**  
85mm x 30mm  
Shown in NB

Finishes:



Door Holder

**5133** Engaged length 88mm  
Shown in PB

Finishes:



Reverse Barrel Bolt

**5225** Straight Throw  
150mm x 31mm  
9.6mm pin  
40mm throw  
> Custom lengths available  
Shown in MSB

Finishes:



Reverse Barrel Bolt

**5226** Straight Throw  
100mm x 25mm  
7.6mm pin  
35mm throw  
Shown in USB

Finishes:



Reverse Barrel Bolt

**5272** Necked Outward Throw (pic)  
125mm x 31mm  
**5273** Necked Outward Throw  
150mm x 31mm  
25mm throw  
16mm offset  
Shown in DRB

Finishes:



Flush Bolt

**5308** Heavy Duty Straight Throw  
151mm x 25mm  
12mm bolt  
18mm throw  
Shown in RB

Finishes:



Flush Bolt

**5028** Straight Throw  
149mm x 20mm  
11mm bolt  
15mm throw  
Shown in OR


Finishes:



Hinge

**5900** Loose Pin Ball Tip  
**5902** Fixed Pin Flat Tip (no PC)  
101.6mm x 76.2mm  
> Solid Brass  
> Includes screws  
> Other hinge options available  
Shown in AB

Finishes:





### Door Magnets

**1180**  
25mm Ø x 7mm  
> Bumpstop and screws supplied  
> Includes rubber buffers for a soft close



**1464** Cup Magnet  
25mm Ø x 7mm  
> Made from N42 grade raw material for superior magnet strength



### Heavy Duty Tubular Latch

**1172** 57mm b/s, 77mm c/s  
(AB available ex-stock)  
> Double sprung, soft close  
> 25mm Ø mortice

Shown in USB  
Finishes:  
BLK GN MSB AB BHB DRB NB OR  
PB SS PC RB UB USB



### Heavy Duty Tubular Privacy Bolt

**1173** Heavy Duty Tubular, 57mm b/s  
> Thru-fix  
> 25mm Ø Mortice, 5mm drive

Shown in DRB  
Finishes:  
BLK GN MSB SS AB BHB DRB NB OR  
PB PC RB UB USB



### Privacy Set

**8188**  
50mm Ø roses > Use with round rose  
5mm spindle > privacy furniture

Shown in RB  
Finishes:  
BN PB SC AB BHB DRB MSB NB OR  
PC RB RLB UB USB



### Edge Pull

**8088** Door Edge Pull  
29mm Ø

Shown in NB  
Finishes:  
BN PB SC AB BHB DRB NB MSB  
OR PC RB UB USB



### Privacy Bolt

**1203** Tubular, 70mm b/s  
> 6mm drive  
Shown in BHB

Finishes:  
PB SS AB BHB DRB MSB NB  
OR PC RB UB USB



### Tubular Latch

**1101** 70mm b/s, 92mm c/s  
Shown in SS

Finishes:  
PB SS AB BHB DRB MSB NB  
OR PC RB UB USB



### Brass Flush Pulls

**8079** Sliding Door Kit 120mm x 34mm  
**8141** Flush Pull (Single) 120mm x 34mm  
Shown in RB Shown in DRB

Finishes:  
AB BN PB SC BHB DRB MSB NB OR  
PC RB UB USB



### Cavity Suite Ultra

**5401** Passage Set  
128mm x 40mm  
Shown in BN



**5402** Privacy Set  
152mm x 40mm  
Shown in BLK



**5402** Locking Set  
152mm x 40mm  
Shown in GN  
Finishes:  
BLK BN GN



# window hardware

Our extensive window hardware collection provides the perfect partner to your door hardware choices. They are available in the same range of Windsor finishes and batch processed for precise colour coordination throughout the home. Our fanlight, casement and quadrant stays suit windows with and without weather seals, are available in multiple sizes to suit a wide range of applications and have a heavy duty construction and pivot points.



Fanlight Stays

**5385**  
300mm

*Shown in RB*

Finishes:



**5185**  
250mm

*Shown in UB*



Restrictor Stays

**5355 Round**  
140mm – 180mm

*Shown in UB*

Finishes:




Telescopic Stays

**5205 Round**  
240mm – 375mm

*Shown in MSB*

Finishes:



Casement Stays

**5384** 300mm  
*Shown in PB*

**5184** 350mm  
*Shown in DRB*

Finishes:





Spring Catches

**5194** Standard

*Shown in USB*

- > Includes extended keeper to suit weather seal windows and doors
- > Standard size keepers also available

Finishes:



**5361** 300mm

*Shown in RB*

- > Solid brass construction
- > Other lengths available to order - please enquire



**5362** 450mm

*Shown in DRB*



Quadrant Stay

**5086**

*Shown in DRB*

Finishes:



Pulley

**5197**

122mm x 25mm

*Shown in MSB*

Finishes:



Pulls

**5190**

100mm o/a, 86 mm crs

**5191** (pic)

125mm o/a, 111 crs

*Shown in RB*

Finishes:



Window Fasteners

**5343** Qube Window Fastener

31mm overall protrusion

*Shown in PB*

- > Narrow 31mm overall protrusion enables this fastener to fit behind vertical blinds and wooden louvers

- > Suits timber windows with or without weather seals
- > Can be mounted on top hung or side hung window

Finishes:



**5344** Vulcan Window Fastener

44mm overall protrusion

*Shown in OR*




Wedge Fastener

**5386** Traditional Wedge Fastener

- > Suits timber windows with or without weather seals
- > Can be mounted on top hung or side hung windows

*Shown in DRB*

Finishes:



Sash Fasteners

**5025** Sash Fastener

- > Narrow 15mm profile keeper

*Shown in GN*

Finishes:



Sash Lifts

**5026** Hook

50mm x 25mm

30mm pj

*Shown in DRB*

Finishes:



**5053** Ring

40mm x 15mm

30mm pj

*Shown in AB*

Finishes:



**5360** Hook

39mm x 12mm

23mm pj

*Shown in USB*

Finishes:



# Windsor finishes

## Lead times

### Stocked / 7 day production and delivery lead time

This lead time applies to standard stocked products. Products with finishes in this category can be returned if they are complete, have not been used and are in original order and condition.

### Special / 21 day production and delivery lead time

This lead time applies to non-stocked bronze products and made to order products. The time allowance is conservative and products should be expected to arrive within 15–21 days. Our Customer Services team will provide you with an ETA upon order placement. Products and finishes in this category are non-returnable items as they are a special order.

## Warranty

At Windsor we stand behind the quality of our products 100% and are pleased to offer a lifetime mechanical warranty on all products in residential applications within this catalogue. Warranty on finishes will be at Windsor's discretion.


## Italian and Pull Handles

### Stocked\*



**BN**


Brushed Nickel



**SC**

Satin Chrome

### Special / Powdercoat




**PC**

Powdercoat


> Colours are from the Dulux range

### Special / Living




**DRB**

Dark Roman Brass




**NB**

Natural Bronze




**OR**

Oil Rubbed Bronze




**RB**

Roman Brass




**RLB**

Rumbled Brass



**UB**


Unlacquered Brass



**USB**


Unlacquered Satin Brass

### Special / Gloss Lacquered




**AB**

Antique Bronze



**BHB**


Brushed Bronze



**PB**

Polished Brass

### Special / Matt Lacquered



**MSB**

Matt Satin Brass

\* Stocked finishes apply to Italian range lever handles only.


## NIDO

### Stocked




**BN**

Brushed Nickel




**BLK**

Matt Black



**GN**

Graphite Nickel



**MSB**


Matt Satin Brass

### Special / Living



**DRB**

Dark Roman Brass



**RB**

Roman Brass

# care & maintenance

The hardware showcased in this catalogue is constructed from solid brass and available in hand crafted finishes (living or lacquered) and stocked finishes. Living finishes are left in their natural state to age gracefully over time and lacquered finishes are coated with a resin lacquer to protect the colour and provide either a high gloss or matt finish. These hand crafted finishes are complemented with a range of stocked finishes from the classic Brushed Nickel through to the trending Matt Black and Graphite Nickel.

It is recommended that all painting or staining of the doors is completed prior to installation of the door handles.

## Stocked Finishes

To protect your handles we suggest cleaning the surface of your hardware periodically with a warm soapy lightly dampened cloth to remove any build-up of dust and grime that may cause corrosion and affect the integrity of the finish. Then simply dry thoroughly with a clean, soft cloth. Minimum of monthly cleaning of door handles is recommended for both finish preservation and general hygiene.

Atmospheric conditions, salt deposits, acids, caustic agents, cement or dust on construction sites all have the potential to cause discolouration to the surface.

Please avoid using any metal polishes, abrasive cleaners, scorers or rough cloths that may damage or scratch the hardware and do not spray or immerse the hardware in liquid to clean.

## Living Finishes

The living finishes will naturally patina over time with general use. As with all living and aging finishes, it is recommended to clean the surface periodically with a damp soapy cloth to remove any build up of dust and grime that may cause corrosion and affect the integrity of the finish.

Unlacquered Brass can be further protected by using the Windsor wax polish occasionally, rubbing this lightly over the surface will provide a layer of protection for extended finish longevity.

Oil Rubbed Bronze, Roman Brass and Dark Roman Brass can be preserved by gently applying a thin oil layer to the surface from time to time. Wipe a thin layer of olive oil (or similar) over the handle then with a clean cloth wipe again to remove any excess on the surface.

## Lacquered Finishes

The finishes with a lacquer are recommended to be kept free of dust and grime to prevent any chance of these particles affecting the integrity of the lacquer and potentially causing breakdown or discolouration. We suggest these are wiped and cleaned periodically using a mild window cleaner and damp cloth.

Gloss lacquered finishes may get some light surface scratches appearing with normal wear and tear, for this we recommend using the Windsor wax polish occasionally, rubbing this lightly over the affected area to will provide a layer of protection for extended finish longevity.

We do not recommend lacquered finishes to be used externally as if badly scratched or damaged tarnishing can occur.

For specific care and maintenance for each finish, please refer to the *Finishes* page on our website.





# technical information

## Italian

- > **Passage Set**  
Includes Levers and 1172 Tubular Latch
- > **Privacy Set**  
Includes Levers, 1172 Tubular Latch, 1173 Privacy Bolt and 8188 Privacy Turn & Release
- > **Entrance Set E85**  
Includes Levers, 1403 or 1143 Euro Mortice Lock (finish dependant), 1148 Cylinder and 8189 Euro Escutcheons
- > **Longplate Passage Set**  
Includes Longplates and 1172 Tubular Latch
- > **Longplate Privacy Set**  
Includes Priv-85 Longplates, 1172 Tubular Latch, 1173 Privacy Bolt and 8055 Privacy Turn & Release
- > **Longplate Entrance Set E48**  
Includes E48 Longplates, 1115 Euro Mortice Lock (finish dependent) and 1148 Cylinder
- > **Longplate Entrance Set E85**  
Includes E85 Longplates, 1403 or 1143 Euro Mortice Lock (finish dependent) and 1148 Cylinder

## NIDO

- > **Lever Set**  
Includes Levers only
- > **Dummy Set**  
Includes single Lever Handle and 1152 Dummy Mount
- > **Passage Set**  
Includes Levers and 1172 Tubular Latch
- > **Privacy Set**  
Includes Levers, 1172 Tubular Latch and 8400/8410 NIDO Turn & Release Set (inc. 1173 Bolt)
- > **Entrance Set**  
Includes Levers, 1403 or 1143 Euro Mortice Lock (finish dependent), 1148 Cylinder, 8420 Euro Escutcheons
- > **NIDO Longplate Entrance Set E85**  
Includes Levers, 1403 or 1143 Euro Mortice Lock (finish dependent) and 1148 Cylinder

## Abbreviations

- |                            |                           |                               |
|----------------------------|---------------------------|-------------------------------|
| <b>Ø</b> Diameter          | <b>o/a</b> Overall length | <b>c/s</b> Case size          |
| <b>id</b> Inside diameter  | <b>pic</b> As pictured    | <b>pj</b> Projection          |
| <b>od</b> Outside diameter | <b>b/s</b> Backset        | <b>crs</b> Screw/bolt centres |

# specifier testimonials

"Windsor works with us on each project to make sure we have all the technical information and sampling we need, as well as being extremely responsive to suggestions in regards to what the industry is demanding and upcoming trends."

— *Annique Heesen, Director & Interior Designer  
Gezellig Interiors*

"I have had the pleasure of working with Windsor and specifying their beautiful hardware for the past six years. Not only is their range and colour finishes of a very high quality, but the customer service and support from the Windsor team is amazing. I have also put the Galaxy Brushed Nickel levers through my own home, so I stand behind their product 100%!"

— *Sophia Cole, Interior Designer  
Yellowfox*



*Image supplied by Yellowfox*



Windsor Architectural Hardware  
**New Zealand**

PO Box 1595,  
42-48 Arena Avenue  
Invercargill 9840

**AUS** 1800 841 643  
**NZ** 0800 607 028

[sales@windsorhardware.com.au](mailto:sales@windsorhardware.com.au)  
[windsorhardware.com.au](http://windsorhardware.com.au)



**Windsor**  
ARCHITECTURAL HARDWARE