

Round Profile

Make a statement with your entrance hardware.

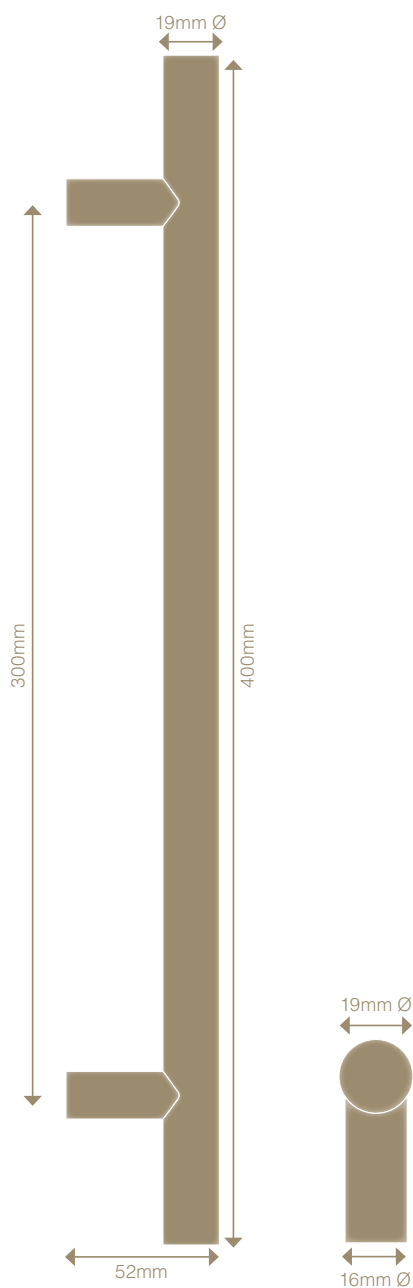
Round Profile Pull Handle

8191 400mm Pull Handle

Specs

- > Constructed from solid brass
- > Fixings included to suit both glass and timber doors in a range of thicknesses (see below)
- > Back-to-Back Pairs – Min. 12mm, max. is the length of the screws minus 25mm
- > Face Fix – Can be fixed to any door thickness
- > Rear Fix – The length of the screws minus 10mm
- > Suitable for interior and exterior use (advise application on order)
- > For external applications we recommend selecting a living finish that will age gracefully over time instead of a lacquered finish that may tarnish if it gets badly scratched or damaged.

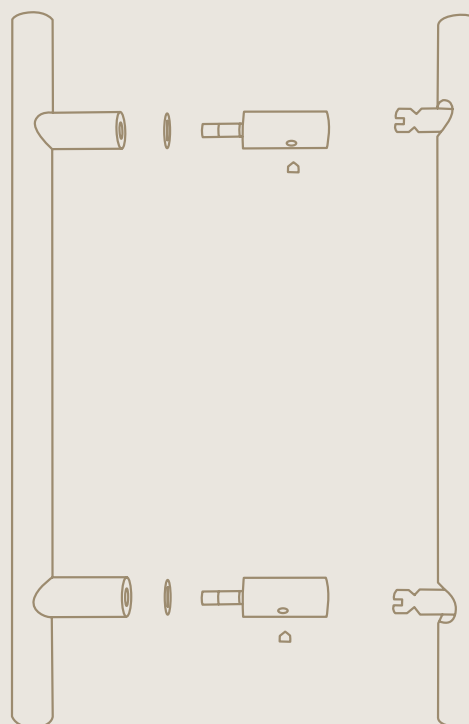
Dimensions



Solid Brass Pull Handles



Installation




Round Profile

Solid Brass Pull Handles


Finishes

Living



DRB

Dark Roman Brass



NB

Natural Bronze




OR

Oil Rubbed Bronze



RB

Roman Brass



UB


Unlacquered Brass



USB

Unlacquered
Satin Brass

Lacquered




AB

Antique Bronze




BHB

Brushed Bronze




PB

Polished Brass




SB

Satin Brass



MAB

Matt Antique Bronze




MSB

Matt Satin Brass

Matt Lacquered

Powdercoat



PC

Powdercoat

> Colours are from
the Dulux range

To view this handle style in each finish option, visit our [website](#) and enter any product code listed on page 1 of this document.

Care & Maintenance

Living Finishes

The living finishes will naturally patina over time with general use. As with all living and aging finishes, it is recommended to clean the surface periodically with a damp soapy cloth to remove any build up of dust and grime that may cause corrosion and affect the integrity of the finish.

Unlacquered Brass can be further protected by using the Windsor wax polish occasionally, rubbing this lightly over the surface will provide a layer of protection for extended finish longevity.

Oil Rubbed Bronze, Roman Brass and Dark Roman Brass can be preserved by gently applying a thin oil layer to the surface from time to time. Wipe a thin layer of olive oil (or similar) over the handle then with a clean cloth wipe again to remove any excess on the surface.

Lacquered Finishes

The finishes with a lacquer are recommended to be kept free of dust and grime to prevent any chance of these particles affecting the integrity of the lacquer and potentially causing breakdown or discolouration. We suggest these are wiped and cleaned periodically using a mild window cleaner and damp cloth.

Gloss Lacquered finishes may get some light surface scratches appearing with normal wear and tear, for this we recommend using the Windsor wax polish occasionally, rubbing this lightly over the affected area to will provide a layer of protection for extended finish longevity.

We do not recommend Lacquered Finishes to be used externally as if badly scratched or damaged tarnishing can occur.