

LINEAR

The perpendicular cylindrical shapes evoke balance and harmony. Inspired by industrial detailing of metropolitan construction, a modern and sophisticated aspect makes a confident statement.

Rose

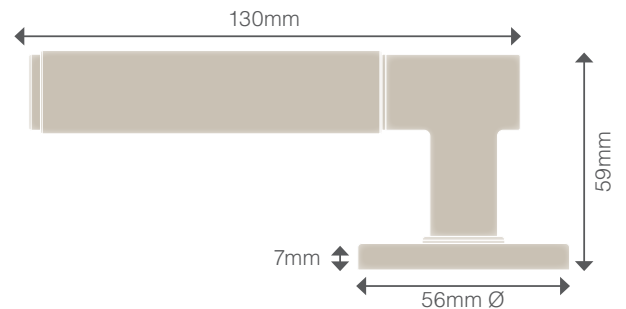
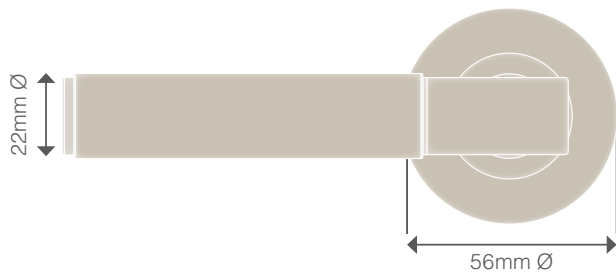
- 8421 Lever Set
- 8421D Dummy Lever
- 8422 Passage Set
- 8425 Privacy Set
- 8424 Entrance Set

- > Lever Set
Includes Levers only
- > Dummy Set
Includes single Lever Handle and 1152 Dummy Mount
- > Passage Set
Includes Levers and 1172 Tubular Latch
- > Privacy Set
Includes Levers, 1172 Tubular Latch, 8400 NIDO Turn & Release Set
- > Entrance Set
Includes Levers, 1403 or 1143 Mortice (finish dependent), 1148 Cylinder, 8420 Escutcheon Set

NIDO



Dimensions



Specs

- > Constructed from solid brass
- > Suits door thicknesses of 35-50mm
- > For door thicknesses that exceed this, custom spindles and alternative fixings will need to be sourced
- > Suitable for interior and exterior use

Installation

- > 57mm backset (see diagram)
- > 42mm screw centres — Thru fixing supplied
- > Passage Set installation shown (used with Windsor 1172 Tubular Latch)
- > Inside hole for spindle can be 22–25mm diameter
- > Through screw holes can be drilled at 3 & 9 o'clock **OR** 12 & 6 o'clock positions.

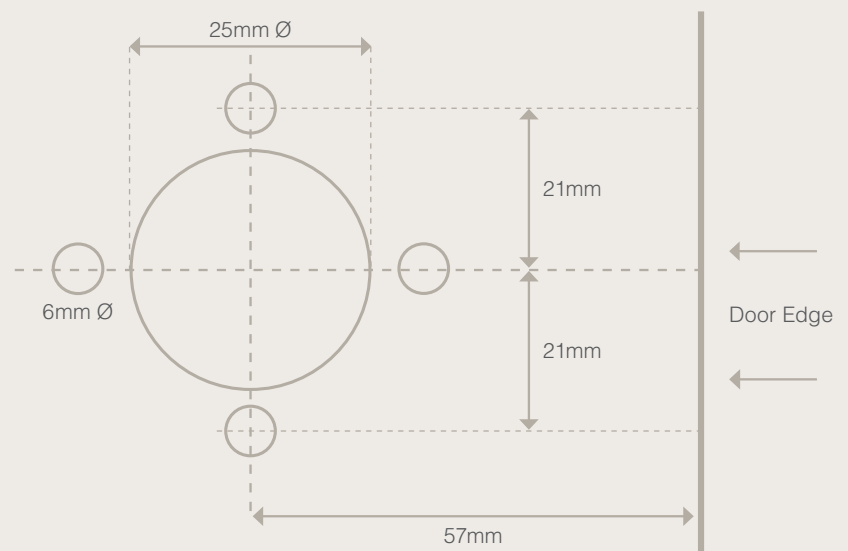



Diagram is not to scale, please refer to fitting instructions [here](#).


Finishes

Stocked




BN

Brushed Nickel




BLK

Matt Black



GN

Graphite Nickel



MSB

Matt Satin Brass

Living



DRB

Dark Roman Brass



RB

Roman Brass

To view this handle style in each finish option, visit our [website](#) and enter any product code listed on page 1 of this document.

Care & Maintenance

Stocked Finishes

To protect your handles we suggest cleaning the surface of your hardware periodically with a warm soapy lightly dampened cloth to remove any build-up of dust and grime that may cause corrosion and affect the integrity of the finish. Then simply dry thoroughly with a clean, soft cloth. Minimum of monthly cleaning of door handles is recommended for both finish preservation and general hygiene.

Atmospheric conditions, salt deposits, acids, caustic agents, cement or dust on construction sites all have the potential to cause discolouration to the surface.

Please avoid using any metal polishes, abrasive cleaners, scorers or rough cloths that may damage or scratch the hardware and do not spray or immerse the hardware in liquid to clean.

Living Finishes

The living finishes will naturally patina over time with general use. As with all living and aging finishes, it is recommended to clean the surface periodically with a damp soapy cloth to remove any build up of dust and grime that may cause corrosion and affect the integrity of the finish.

Roman Brass and Dark Roman Brass can be preserved by gently applying a thin oil layer to the surface from time to time. Wipe a thin layer of olive oil (or similar) over the handle then with a clean cloth wipe again to remove any excess on the surface.