

haven

Classic elegance meets modern aesthetics expressed by a graceful curvature that follows the contour of your hand. Reminiscent of a wing, the changing shapes forge a luminous glow.

Traditional Longplate

- 8169 Blank (pic)
- 8169L Standard Keyhole
- 8169LD Dummy Lever - LH
- 8169RD Dummy Lever - RH
- 8169-E48 Euro Keyhole
- 8169-E85 Euro Keyhole
- 8252 Passage Set
- 8253 Privacy Set
- 8254 E48 Entrance Set
- 8255 E85 Entrance Set

- > Longplate Passage Set
Includes Longplates and 1172 Tubular Latch
- > Longplate Privacy Set
Includes Priv-85 Longplates, 1172 Tubular Latch, 1173 Privacy Bolt and 8055 Privacy Turn & Release
- > Longplate Entrance Set E48
Includes E48 Longplates, 1115 Euro 48 Lock and 1148 Cylinder
- > Longplate Entrance Set E85
Includes E85 Longplates, 1143 Euro 85 Lock and 1148 Cylinder

ITALIAN



Specs

- > Constructed from solid brass
- > Can be fixed to any door thickness (fitted with wood screws)
- > Suitable for interior and exterior use (advise application on order)
- > For external applications we recommend selecting a living finish that will age gracefully over time instead of a lacquered finish that may tarnish if it gets badly scratched or damaged.

Installation

- > 57mm backset (see diagram)
- > Passage Set installation shown (used with Windsor 1172 Tubular Latch)
- > Inside hole can be 22–25mm diameter

Dimensions

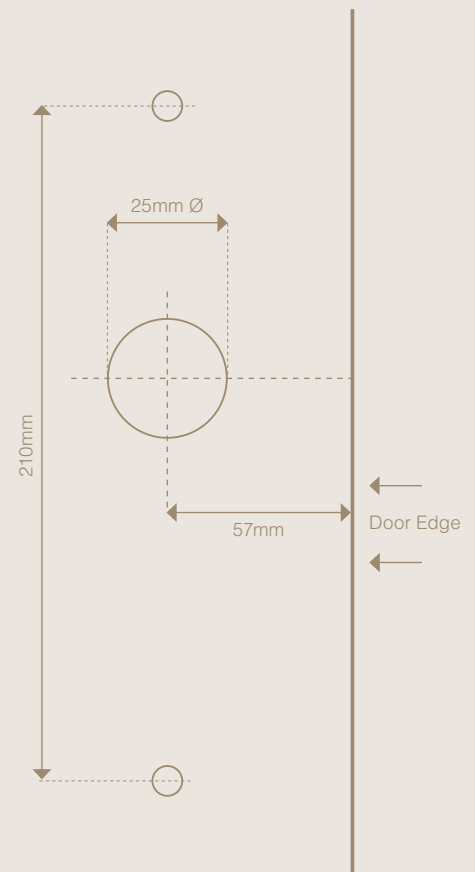
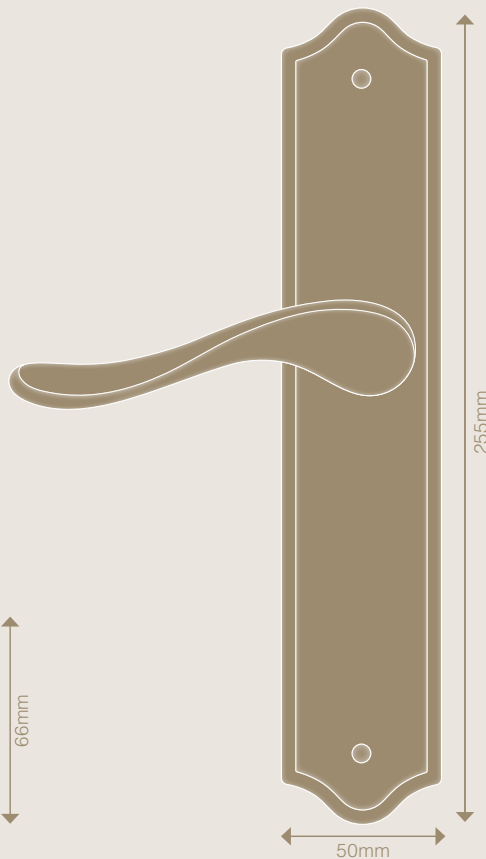
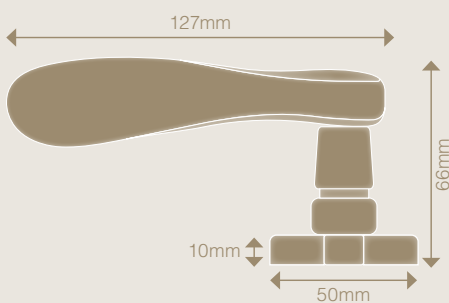


Diagram is not to scale, please refer to fitting instructions [here](#).

Finishes

Stocked



BN

Brushed Nickel



SC

Satin Chrome

Living



DRB

Dark Roman Brass



NB

Natural Bronze



OR

Oil Rubbed Bronze



RB

Roman Brass



RLB

Rumbled Brass



UB


Unlacquered Brass



USB


Unlacquered Satin Brass

Lacquered




AB

Antique Bronze




BHB

Brushed Bronze




PB

Polished Brass




SB

Satin Brass



MAB

Matt Antique Bronze




MSB

Matt Satin Brass

Matt Lacquered

Powdercoat



PC

Powdercoat

> Colours are from the Dulux range

To view this handle style in each finish option, visit our [website](#) and enter any product code listed on page 1 of this document.

Care & Maintenance

Stocked Finishes

To protect your handles we suggest cleaning the surface of your hardware periodically with a warm soapy lightly dampened cloth to remove any build-up of dust and grime that may cause corrosion and affect the integrity of the finish. Then simply dry thoroughly with a clean, soft cloth. Minimum of monthly cleaning of door handles is recommended for both finish preservation and general hygiene.

Atmospheric conditions, salt deposits, acids, caustic agents, cement or dust on construction sites all have the potential to cause discolouration to the surface.

Please avoid using any metal polishes, abrasive cleaners, scorers or rough cloths that may damage or scratch the hardware and do not spray or immerse the hardware in liquid to clean.

Living Finishes

The living finishes will naturally patina over time with general use. As with all living and aging finishes, it is recommended to clean the surface periodically with a damp soapy cloth to remove any build up of dust and grime that may cause corrosion and affect the integrity of the finish.

Unlacquered Brass can be further protected by using the Windsor wax polish occasionally, rubbing this lightly over the surface will provide a layer of protection for extended finish longevity.

Oil Rubbed Bronze, Roman Brass and Dark Roman Brass can be preserved by gently applying a thin oil layer to the surface from time to time. Wipe a thin layer of olive oil (or similar) over the handle then with a clean cloth wipe again to remove any excess on the surface.

Lacquered Finishes

The finishes with a lacquer are recommended to be kept free of dust and grime to prevent any chance of these particles affecting the integrity of the lacquer and potentially causing breakdown or discolouration. We suggest these are wiped and cleaned periodically using a mild window cleaner and damp cloth.

Gloss Lacquered finishes may get some light surface scratches appearing with normal wear and tear, for this we recommend using the Windsor wax polish occasionally, rubbing this lightly over the affected area to will provide a layer of protection for extended finish longevity.

We do not recommend Lacquered Finishes to be used externally as if badly scratched or damaged tarnishing can occur.