

ORIZON

6515.....Orizon Cabinet Handle - 260mm

Specs

- > 260mm overall length
- > 230mm centres
- > 15mm Ø bar
- > 41mm projection (44mm with mounting discs)
- > Constructed from solid brass
- > Optional mounting discs
- > Suits door thicknesses of maximum 23mm with our standard screw
- > For door thicknesses that exceed this alternative fixings will need to be sourced
- > Suitable for interior use


Installation

- > Pilot holes for screw 5.5mm Ø
- > Thru fixings supplied
- > Can be installed horizontally and vertically depending on cabinetry
- > Can be installed with or without the supplied mounting discs
- > For retro-fitting cabinetry backing plates can be ordered separately see below product codes

Backing Plate Codes

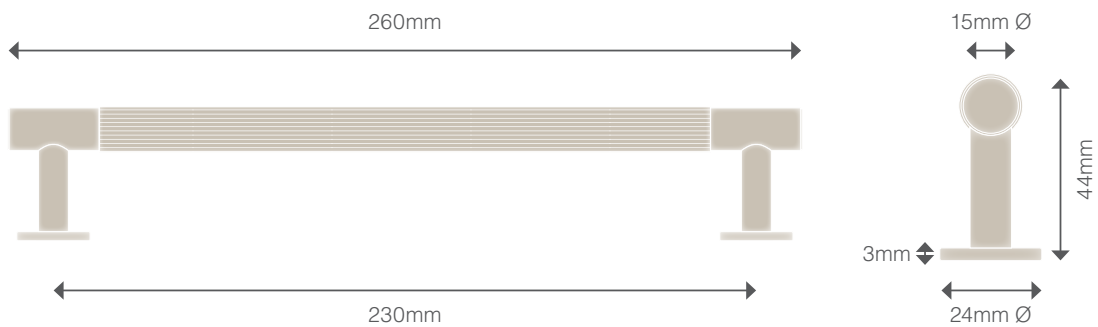
6526 - 160mm
6527 - 260mm
6528 - 360mm

Cabinet Handle



Dimensions

Cabinet handle dimensions incl. mounting discs



Backing plate dimensions

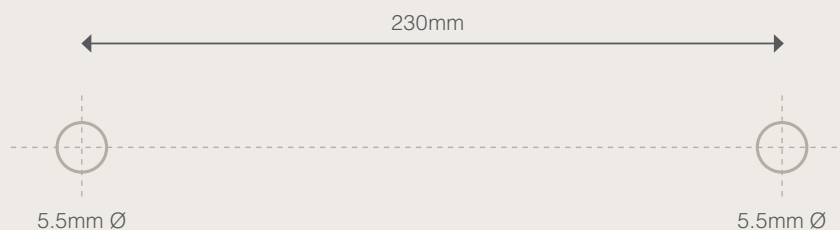



Diagram is not to scale, please refer to fitting instructions [here](#).

Finishes

Stocked




BN

Brushed Nickel



BLK

Matt Black



GN

Graphite Nickel



MSB

Matt Satin Brass

Living



DRB

Dark Roman Brass



RB

Roman Brass

To view this handle style in each finish option, visit our [website](#) and enter any product code listed on page 1 of this document.

Care & Maintenance

Stocked Finishes

To protect your handles we suggest cleaning the surface of your hardware periodically with a warm soapy lightly dampened cloth to remove any build-up of dust and grime that may cause corrosion and affect the integrity of the finish. Then simply dry thoroughly with a clean, soft cloth. Minimum of monthly cleaning of door handles is recommended for both finish preservation and general hygiene.

Atmospheric conditions, salt deposits, acids, caustic agents, cement or dust on construction sites all have the potential to cause discolouration to the surface.

Please avoid using any metal polishes, abrasive cleaners, scorers or rough cloths that may damage or scratch the hardware and do not spray or immerse the hardware in liquid to clean.

Living Finishes

The living finishes will naturally patina over time with general use. As with all living and aging finishes, it is recommended to clean the surface periodically with a damp soapy cloth to remove any build up of dust and grime that may cause corrosion and affect the integrity of the finish.

Roman Brass and Dark Roman Brass can be preserved by gently applying a thin oil layer to the surface from time to time. Wipe a thin layer of olive oil (or similar) over the handle then with a clean cloth wipe again to remove any excess on the surface.