

Solid Brass Pull Handles



Windsor ARCHITECTURAL
HARDWARE

Solid Brass Pull Handle




First impressions are just as important when it comes to your front door—make a statement with your entrance hardware and set the scene of luxury as it weaves through the rest of your home.

The three texture options and six finishes ensure there's the perfect solution to complement any design look for your home or project.

This range offers multiple applications such as Entrance Doors, Hidden Appliances, Barn Doors and Glass Doors.

Applications

Entrance Door



Hidden Appliances



Sliding Door



Glass Door



Linear Knurled



RB

code	mm crs	mm o/a	mm bar Ø	mm pj
8354	390	450	19	52
8357	540	600	19	52
8360	840	900	19	52

Diamond Knurled



DRB

code	mm crs	mm o/a	mm bar Ø	mm pj
8353	390	450	19	52
8356	540	600	19	52
8369	840	900	19	52

Plain



MSB

code	mm crs	mm o/a	mm bar Ø	mm pj
8355	390	450	19	52
8358	540	600	19	52
8361	840	900	19	52

Finishes:



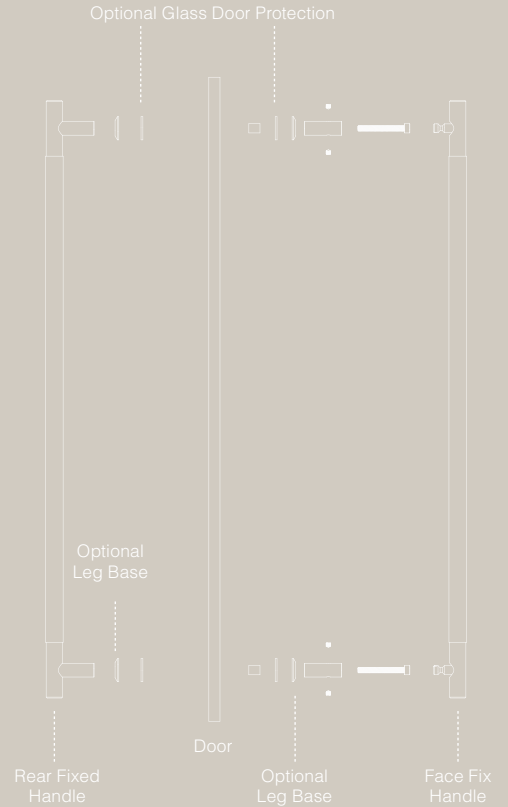
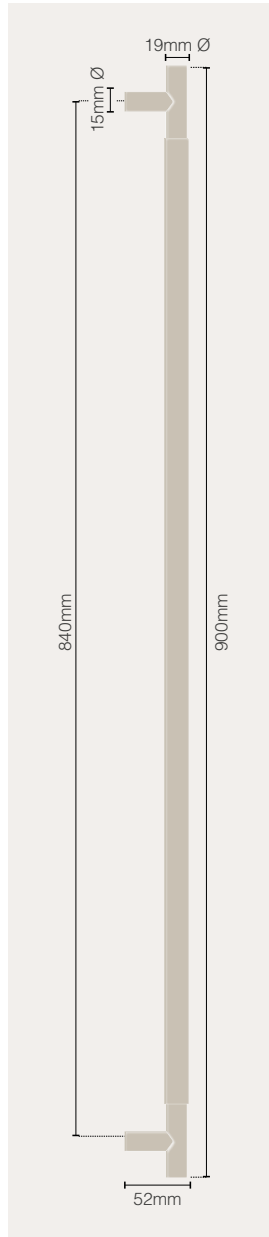
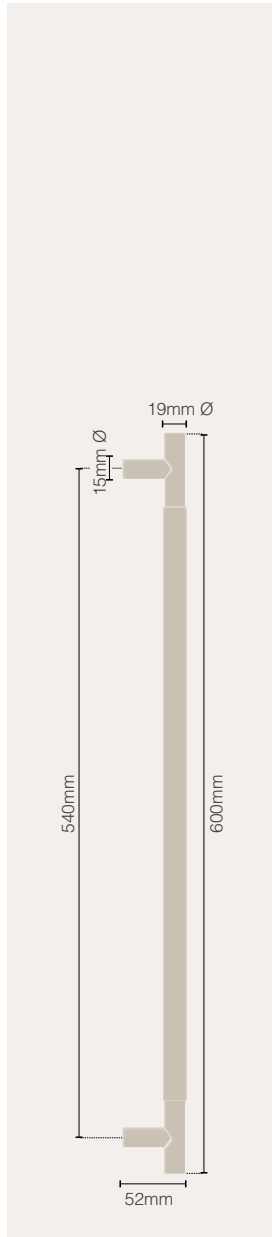
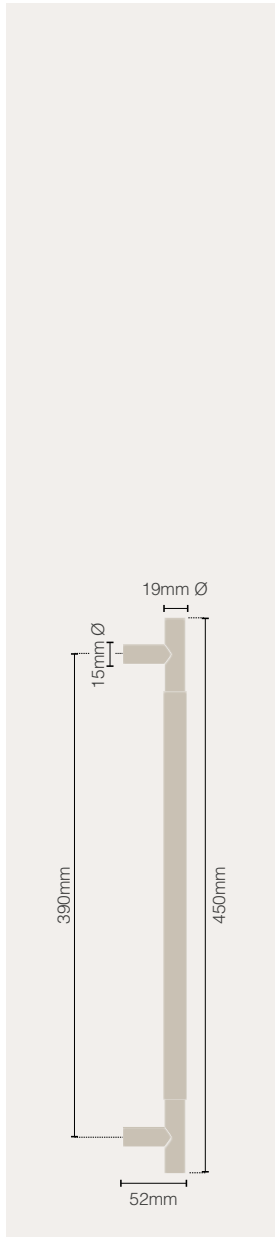
Stocked Finishes

NZ 1-2 day delivery lead time | AU 7 day delivery lead time

Special Finishes

NZ 14 day production and delivery lead time | AU 21 day production and delivery lead time

Specifications



- > Fixings included to suit both glass and timber doors in a range of thicknesses:
 - > Back-to-Back pairs – Suits door thickness 10mm – 60mm
 - > Rear Fix – Suits door thickness 10mm – 70mm
 - > Face Fix – Suits any door thickness
Note: longer screws can be requested for thicker doors.
- > Suitable for interior and exterior use (advise application on order)

NZ 0800 607 028

AU 1800 841 643

sales@windsorhardware.co.nz

windsorhardware.co.nz

windsorhardware.com.au



Windsor
ARCHITECTURAL HARDWARE